

# FA-CABKIT Universal Cable Kit

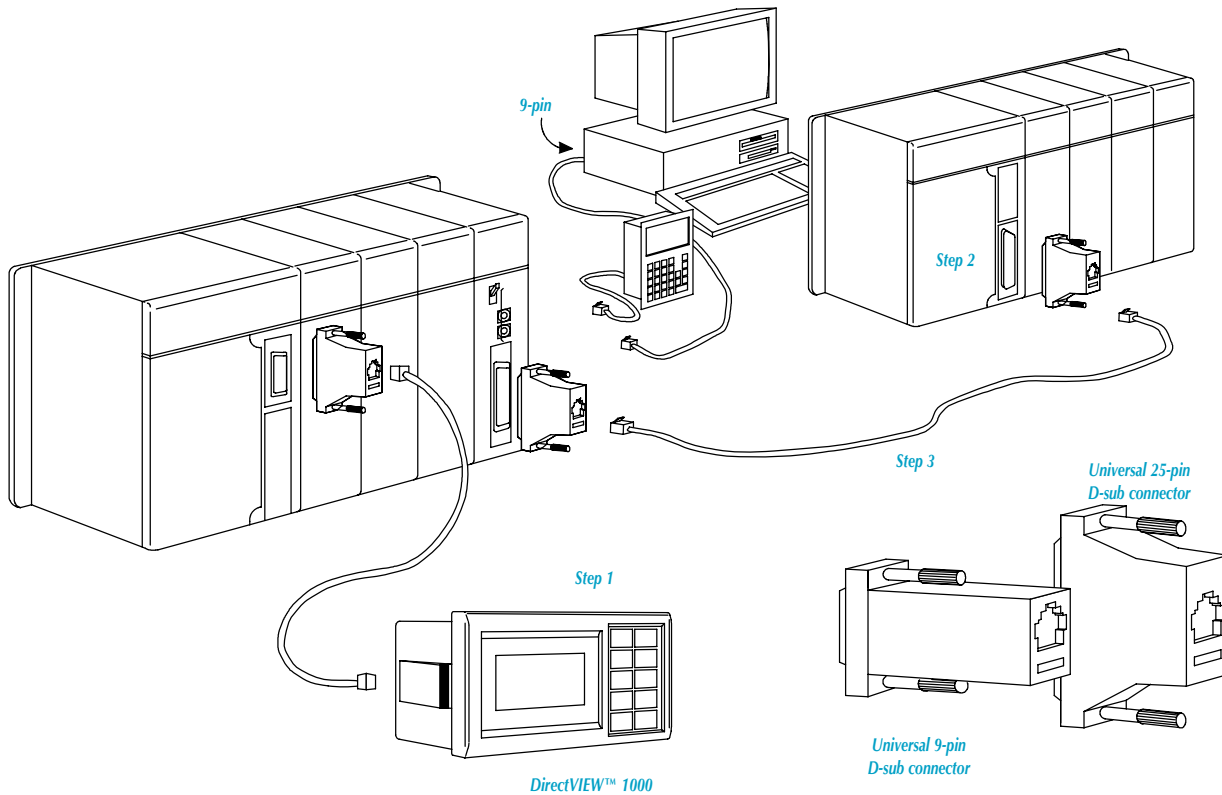
## FA-CABKIT

The Universal Cable Kit (FA-CABKIT) allows you to connect various types of **DirectLOGIC™** products with an RS-232 cable in a matter of minutes. The kit consists of a phone cable (with male plugs already attached) and several specially wired connectors. The special connectors are a D-sub style with built-in female phone jacks. This kit, with its wide variety of special connectors, allows for easy connections to many different products from each of the **DirectLOGIC** product families. The individual pieces are not sold separately.

### Follow these simple steps to use the cable kit:

1. Plug the proper universal connector (or cable) into the appropriate communication port of the host product (CPU, DCM, CoProcessor module, personal computer, operator interface, etc.).
2. Plug the proper universal connector onto the other device to be connected to the host system (DL405, DL305, DL205 (does not connect to the bottom port of the D2-250 CPU), DL105, DL05, CoProcessor module, Computer communication card, etc.).  
*Note: For connection to Port 2 of the DL06, D2-250, D2-250-1 and D2-260, you can purchase the FA-15HD 15-pin connector to use in conjunction with this cable kit.*
3. Connect the universal cable between the two connectors.
4. Verify that the circuit you created is correct before applying power.

**WARNING:** This cable system is designed for temporary testing situations and should not be used in actual applications. This cable is not shielded and is susceptible to electrical noise. Electrical noise can cause unpredictable operation that may result in a risk of personal injury or damage to equipment.



PLC Overview

DL05/06 PLC

DL105 PLC

DL205 PLC

DL305 PLC

DL405 PLC

Field I/O

Software

C-more HMIs

Other HMI

AC Drives

Motors

Steppers/Servos

Motor Controls

Proximity Sensors

Photo Sensors

Limit Switches

Encoders

Pushbuttons/Lights

Process

Relays/Timers

Comm.

TB's & Wiring

Power

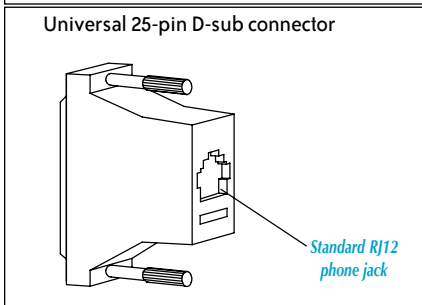
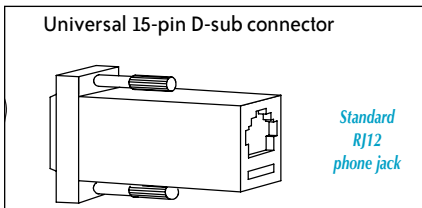
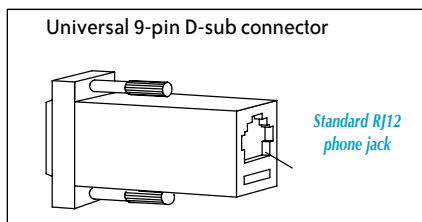
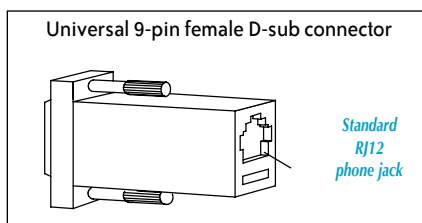
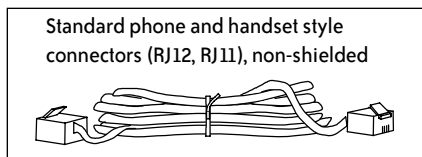
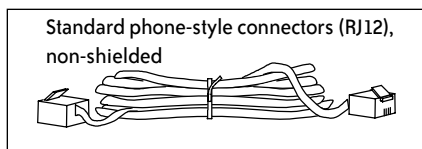
Enclosures

Appendix

Part Index

# FA-CABKIT Universal Cable Kit

The table lists various devices that can be connected quickly with the universal cable kit. To determine which parts you need to use, simply use the table to find the connection you wish to make. Then match each device required for that connection with its part number. Snap the pieces together and you're ready to communicate. The following six parts come with the Universal Cable Kit. These parts are not sold separately; they can only be purchased as a complete kit.



## Universal cable kit

### Bill of materials for the universal cable kit

- | Device Description                               | Quantity |
|--|----------|
| 1. 7 ft. standard cable, 6P6C to 6P6C phone type | 1        |
| 2. 6 ft. adapter cable, 6P6C to 4P4C phone type  | 1        |
| 3. AT connector 9-pin female to 6P6C connector   | 1        |
| 4. (ASCII BASIC module) 9-pin to 6P6C connector  | 1        |
| 5. DL405 15-pin to 6P6C connector                | 1        |
| 6. DL405 CPU and DCM 25-pin to 6P6C connector    | 1        |

### DL05, DL06\*, DL105, DL205\*, and D3-350 CPU connections

Connection desired	Devices required
1. DL05/06*/105/205*/DL350 to AT type computer 9-pin	1,3
2. CPU to DV-1000	1
3. CPU to DL205 or DL405 DCM	1,6
4. CPU to DL340 CPU	2
5. CPU to ABM (DL205 only)	1,4

### DL305 D3-232-DCU connections

Connection desired	Devices required
1. DCU to AT type computer 9-pin	1,6,3
2. DCU to DL405 series DCM (requires 2 kits)	1,6,6
3. DCU to DL340 CPU	2,6
4. DCU to ABM	1,6,4

### DL305 CPU connections

Connection desired	Devices required
1. DL340 CPU to AT type computer 9-pin	2,3
2. DL340 CPU to DL405 series CPU/DCM	2,6
3. DL340 CPU to DL240 CPU	2
4. DL340 to ABM	2,4
5. DL340 CPU to DCU CPU	2,6

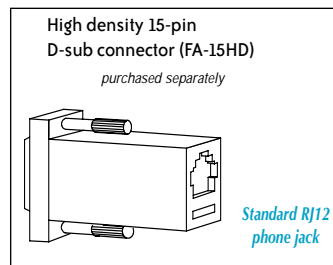
### DL405 CPU (15-pin) top port connections

Connection desired	Devices required
1. DL405 CPU to AT type computer 9-pin	1,5,3
2. DL405 CPU to DV-1000	1,5

### DL405 CPU (25-pin) bottom port connections

Connection desired	Devices required
1. DL405 CPU to AT type computer 9-pin	1,6,3
2. DL405 CPU to DL405 series DCM (requires 2 kits)	1,6,6
3. DL405 CPU to DL340 CPU	2,6
4. DL405 CPU to ABM	1,6,4

\* Note: Connection to Port 2 of the DL06, D2-250, D2-250-1 and D2-260, requires use of the FA-15HD 15-pin connector (purchased separately) in conjunction with this cable kit.



Note: For D-sub to terminal block adapters, see the Connection Systems section of this desk reference.